










Dimensions

Product dimensions (mm) 224\*110xH122mm

Esquema



ZENITH IP65SX2

|                  |   |
|------------------|---|
| Código artículo  | 86.D285.2331.02   |
| Tipo de producto | Indoor  |
| Categoría        | Downlights  |
| Familia          | ZENITH  |
| Subfamilia       | ZENITH IP65SX2  |
| Pictograms       | <div><div>220<br/>240 V</div><div>XX°</div><div>CRI<br/>90</div><div>CE</div><div>Driver<br/>INCL.</div><div>On<br/>Off</div><div>DALI</div><div>50000h<br/>L80B10</div><div>IP<br/>65</div></div> |

|                              |                |
|------------------------------|----------------|
| Producto                     |                |
| Potencia real (W)            | 2X20           |
| Flujo luminoso real (lm)     | 2X1600         |
| Eficacia luminosa (lm/W)     | 80             |
| Ángulo de apertura           | 36             |
| Life time (h)                | 50000 h L80B10 |
| IP                           | 65             |
| U. G. R                      | 19             |
| Equipo                       | ON/OFF         |
| Temperatura de color (K)     | 3000           |
| Consistencia de color (SDCM) | SDCM<3         |
| CRI                          | 90             |